

Classroom Management Plan

Personal Philosophy:

I believe that learning should be fun and engaging. My concept of teaching is interactive and captivating. I love using experiments to relate concepts of learning. When I am given a subject and teks for my student I will think about what interactive value I can add to the lesson. This might include a mini video, pictures, experiment, or activity. Growing up I was able to grasp the concept of understanding when my teacher would use illustrations. I have dyslexia so it was hard for me to read our book and try to understand what it was explaining. It was when the teacher would draw a picture of an illustration on the board I would begin to understand. This has been the very reason I like interactive teaching style. I also like to be current with my lessons. There are so many resources that I can use to help teach a lesson. We as teachers have to evolve our lessons as culture and customs in our world change. As I bring interactive and engaging activities into my lessons, I know that my students will be able to understand the concepts being taught.

In my classroom, I want to develop a classroom culture of error and for students to grow from their errors. I struggled in school with feeling like a failure if I made a mistake. I want my students to feel that if they make a mistake it is ok because we all make mistakes. There is a book called, "The Girl Who Never Made A Mistake," that I will read to my class at the beginning of the year. This will help establish that culture. I also will assess each student individually and create profiles of progress for them. I want to track their developmental skill, social skills, behavioral skills for the year. This will help me meet the needs of my students. It also will help when I have parent/teacher conferences. I will be able to discuss with the parents on where their child is

progressing on all those areas. I want kids and parents to see progress throughout their time in my class. I will often send notes home of great things their student did that day. It is important to me they don't just hear when they make mistakes but when they do something good. Through a culture of error and encouragement in the classroom, I feel my class will be a safe and fun environment for learning.

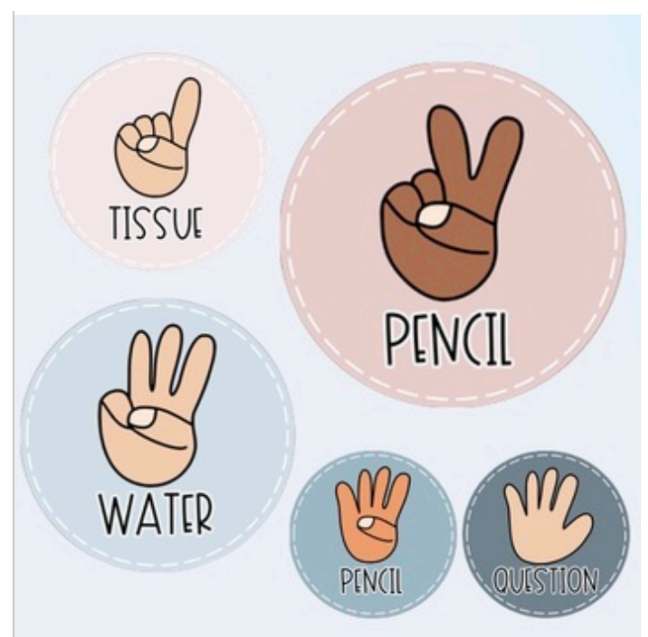
After having 5 kids and being married for 18 years I have decided to leave the full-time ministry position to become a teacher. I feel that God has called me to help kids not just learn but to be there for them. My interaction with my student will be very hands on. I want to walk around the room and help them with anything they might be having a hard time. I know that God has placed me in these kid's lives to be an example. I use the phrase, "I want to be Jesus with skin on." Whatever the kids need I want Jesus to work through me to help them. It is also for the parents. I want when they are struggling to show the love of Christ. I love the scripture Proverbs 11:25, "A generous person will prosper; whoever refreshes others will be refreshed." I know that as I teach students, I will be encouraged along the way.

Classroom Procedure:

As they kids enter the room I will have 5 bins labeled with the date on them. This will be for any homework assignments. Since I am thinking about teaching kindergarten, I will have to remind the kids to place them in the bin. I will also have the rules listed on the wall in the room. On the board there will be an opening assignment every morning for the kids to start doing when they arrive in the classroom. I could also have a worksheet on their desk when they arrive. I want to develop a routine for the kids to get used too. Kids need structure and it is very important to me.


Every morning at the start class with a video that will warm everyone up. It is cute and simple but it gets the kids moving. Once they get back in their seats I will have a short song that goes over days of the week. Repetition is important for younger kids. This will be apart of our morning routine for a while.

A key thing to remember for kindergartners is bathroom time. I have signals that kids can pop up their hands with to help me know what they need without interrupting the class. These are helpful especially when teaching.



Classroom Rules Poster

I have chosen these four rules. I want my students to listen in the morning. There are many things that we miss cause we don't listen. I have put an ear on the picture to help the younger children know that we need to listen with our ears. Second rule is learn. I want my students to be ready to learn. Everyday we come to school to learn about new things. We want to discover new ideas. I choose the little boy with the hand raised. I want my class to know that we are always wanting to engage by raising our hands and participating in class. Third rule is love. I want my class to know that we must be kind and show love to our friends. I put a heart on there to remind them that we need to show love everyday. Last rule is a fun rule. I want my class to laugh. Sometime we can be serious but when it is fun time I want us to have lots of fun. I love the picture of the boy smiling to remind us to always have fun.



Discipline Procedure:

In my classroom, I will make sure the kids understand my rules and procedures. The behavior chart will help keep my classroom in alignment. Once they get their name pulled to teachers choice (two warnings) they will have a note sent home to the parent. (See below). I also have notes for kids that have good behavior. If during the day they get put on parent conference they will be sent to the principal. A parent will be called by the principal. I will also have class punishment for when the class as a whole is out of line. We can have assign seats at lunch, work during jamboree time, or no recess. These are just a few. If a child is acting up while I am teaching I will call their name and have them move their clip. This is remind all the children that they have to keep quiet during lesson time.

GLOW NOTE

Student _____ Date _____

I supported learning of myself and/or others by...

- ☐ doing my job without a reminder
- ☐ showing respect for my teacher
- ☐ following directions the first time
- ☐ helping a classmate
- ☐ completing my work on time
- ☐ having a positive attitude
- ☐ working quietly
- ☐ waiting my turn
- ☐ being kind
- ☐ raising my hand before talking
- ☐ Other _____

Notes _____

PARENTS, PLEASE SIGN & RETURN TO SCHOOL TOMORROW.

Signed _____
Date _____

GROW NOTE

Student _____ Date _____

Today I disrupted my learning or the learning of others by...

- ☐ Your
- ☐ behavior
- ☐ go
- ☐ here
- ☐ and
- ☐ here
- ☐ here, too!

My consequence was...

- ☐ Your
- ☐ consequences
- ☐ go
- ☐ here
- ☐ and
- ☐ here

Additional information _____

Parents, please sign & return to school tomorrow.

Signed _____
Date _____

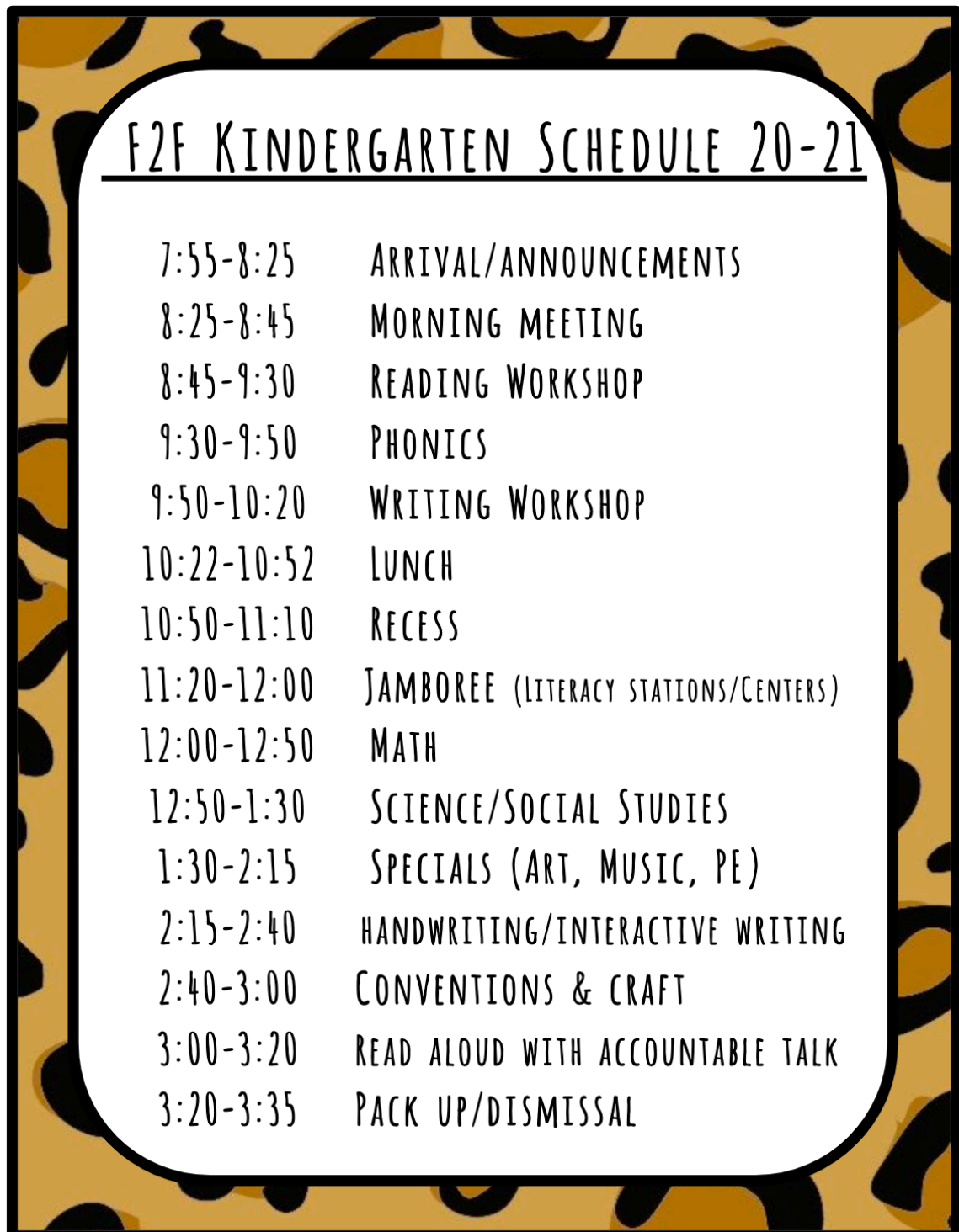
How Do I keep up with warnings:

The process of keeping track with kids warnings will be the behavior chart on the wall. I have clips with all the kids names on them. Every day they start out on the Great Day board. When students are corrected they will be told to go the chart and move their clip down one. After they move it down past warning they will start receiving consequences. They will get a “think about it” to where they will have to go in the hallway and think about their actions for a short period. Next board is “teachers choice.” Depending on the action it will be up to me if I send them to the principal or send a note home. If they get moved to parents contact they will also see the principal and a parent will be called.



Schedule:

Below is the current schedule I will go by. It is very similar to the kindergarten schedule they are using this year. When the students arrive they will have their name on their own desk. They will put their backpacks up on the shelves. I will also have little tubs next to their desk for them to place their notebooks and coloring supplies in.



<u>F2F KINDERGARTEN SCHEDULE 20-21</u>	
7:55-8:25	ARRIVAL/ANNOUNCEMENTS
8:25-8:45	MORNING MEETING
8:45-9:30	READING WORKSHOP
9:30-9:50	PHONICS
9:50-10:20	WRITING WORKSHOP
10:22-10:52	LUNCH
10:50-11:10	RECESS
11:20-12:00	JAMBOREE (LITERACY STATIONS/CENTERS)
12:00-12:50	MATH
12:50-1:30	SCIENCE/SOCIAL STUDIES
1:30-2:15	SPECIALS (ART, MUSIC, PE)
2:15-2:40	HANDWRITING/INTERACTIVE WRITING
2:40-3:00	CONVENTIONS & CRAFT
3:00-3:20	READ ALOUD WITH ACCOUNTABLE TALK
3:20-3:35	PACK UP/DISMISSAL

Breakdown of Writing Workshop:

The start to writing in kindergarten starts off by learning how to properly letters in the alphabet. We have a writing booklet where the students will have all their writing assignments filed. I will first show them how to write the first few letters in the alphabet on the board. Then they will trace them in their booklet. The focus on tracing the letters will be apart of their independent work. I will walk around the room and help assist any kids with their assignment. They will continue learning to write letters through many practice writing assignments in different lessons during the day. I will continue teaching them the letters until they master them. Once they master the letters we will move to spelling their name.

Communication: Open House email/letter

Hello Jaguar families!

Well it's finally time-we are SO excited to meet your little one! Before the first day of school on Tuesday, August 15th, we would like to share some (actually A LOT) helpful information with you to help make our first week successful.

PRIOR TO DAY ONE:

- ♦ Be sure you have printed out your child's name tag that your teacher provided to you yesterday.
- ♦ Please send your child's plastic student ID card (handed out at grab and go) with your child.
- ♦ Write your child's name on their mask. We would suggest sending a few extras just in case.
- ♦ Prep an extra bag of clothes in a ziplock bag-(shirt, shorts, underwear, and socks) in case of a potty or food accident. Write their name on the ziplock bag.
- ♦ Write your child's name on his/her lunchbox and backpack.
- ♦ Practice opening lunch and snack containers independently.
- ♦ If your child cannot tie their own shoes, it is helpful if they wear velcro or slip-on athletic shoes.
- ♦ Discuss your child's afternoon transportation with them.
- ♦ Practice memorizing their dismissal number. (Your teacher will love you for this!!) :)
- ♦ Be Positive!! Talk about school with your Kindergartener in a positive way. Prepare them for all the fun and learning they are going to have this year!

SUPPLIES

- ♦ Please DO NOT send all supplies on the first day. We suggest sending a little at a time:
 - Tuesday- hand sanitizer, crayons, pencils, glue sticks, scissors, purple & yellow folders(you can send their writing in this folder), math & science journals, school box

- Wednesday- glue bottle, dry erase markers, colored markers, erasers, highlighter, watercolor paints (not the mini paint bottles please)
- Thursday- tissues, ziplocks, plastic sleeves
- Friday- construction paper, white paper

ARRIVAL:

- ♦ Please take your child's temperature and monitor any Covid symptoms before coming to school every day. Please don't send your child to school sick.
- ♦ Parents will not be able to walk their child to the classroom. It is IMPORTANT that they are wearing their name tag so that our staff can assist them to our classrooms.
- ♦ Older siblings are allowed to walk their kindergartener to the classroom.

LUNCH: Our lunch is from 10:26-10:56 each day.

- ♦ Please create a lunch account using this link: <https://www.schoolcafe.com/>
Through this account, you can add money for your child to purchase a lunch. If at all possible, do not send cash to buy lunch.
- ♦ Special lunch deliveries (birthdays, forgotten lunches) are not permitted. If your child forgets their lunch, they can buy one from the cafeteria.
- ♦ Lunch visitors are not permitted at this time.

Snack:

- ♦ Birthday treats for the entire class are not permitted at this time. Your child can bring a special snack to eat on his/her birthday.
- ♦ We will have an afternoon snack. More information on snacks will be coming soon.
- ♦ Have your child keep their snack in their backpack, separate from their lunch kit.

Specials:

- ♦ You will receive a rotation schedule for Art, Music, and PE days. Your child MUST wear tennis shoes on PE days. If you are ever unsure if it's a PE day, wear tennis shoes to be safe!
- ♦

Classroom

- ♦ First and foremost-We want to ensure your child arrives home safely. Dismissal at the beginning of the school year can be long until students learn their dismissal numbers and dismissal locations. We promise it will go faster as the week progresses. :) Thank you for your patience in the beginning.
- ♦ If you need to change your child's transportation, you must send a signed note making this change. You can send the note in your child's folder or bring it to school yourself and place it in the drop off box located near the office. Please do not email me a transportation change. I don't always have time to see emails during the day.
- ♦ Walkers: Kindergarten parents must come to the school to pick up their child. You must have your dismissal tag! Kindergarten students can walk home independently if they have a sibling in grades 3-5. **If that sibling is absent or leaves early, a parent will need to come to the school to pick up the Kindergartner.. For your Kindergarten's safety, they will not be allowed to walk alone. Don't forget to help your child memorize their transportation number!
- ♦ Car riders: Please watch the attached video for our campus procedure.

<https://biteable.com/watch/mje-car-rider-dismissal-2020-2021-2680669>

Don't forget to help your child memorize their transportation number

Looking forward to a wonderful year with your child,

Mrs. Strong

MEET THE TEACHER



HELLO!

I am wife to Paul Strong and have 5 amazing kids. Cole(15), Carson (13), Cooper (10), Camdyn(9), Carrigan (6). I have been a part of Jenks for the past 5 years. I am looking forward to an amazing school year.

EDUCATION

I graduated from Southwestern Assemblies of God University in 2021 with a Bachelor of Science. I have had the amazing opportunity to work at Jenks Elementary since 2019 in the Library. I was also award Facility Jag of the month in November 2020 at Jenks Elementary.



CONTACT ME!

EMAIL:

TIFFANYSTRONG@KATYISD.ORG

APP Message:
SEESAW

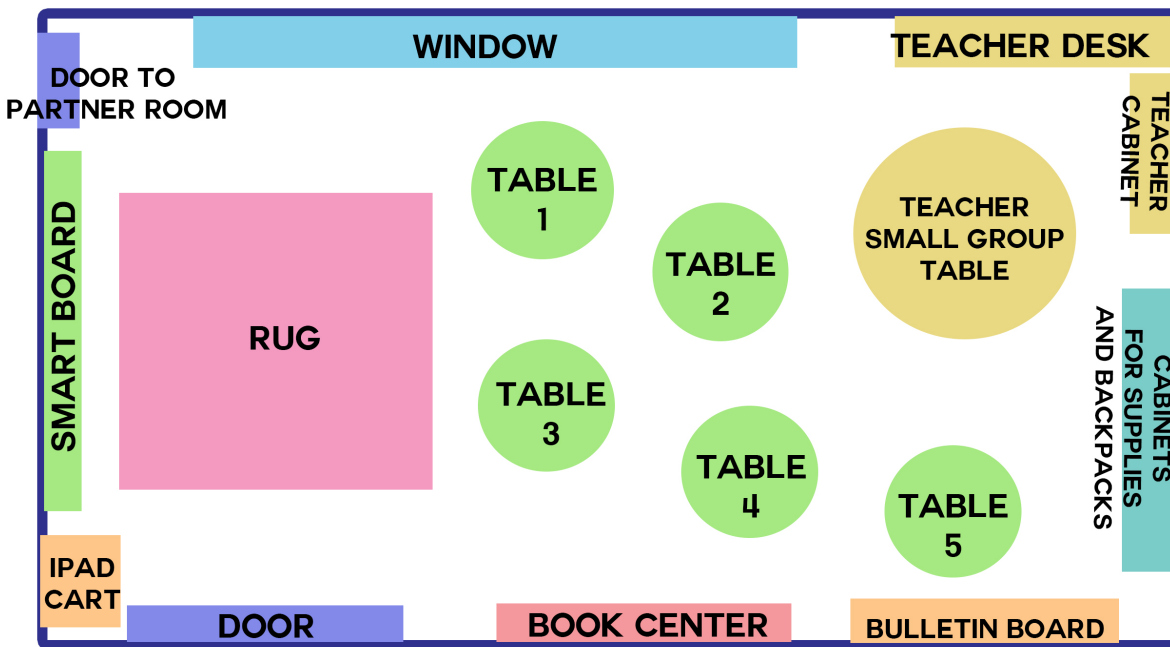


FAVORITES

Color: Aqua or Pink
Drink: Cherry Coke
Jewelry: Earrings

Food: Canes
Author: Lysa Turkhurst
Sweets: Cherry Candy

Initials: TAS
Hobby: Crafting
Birthday: October 19



Room Arrangement

I currently work as an aid for Katy ISD. I took a lot of ideas from our current rooms and policies we have in our district.

Desk: I have chosen to set up my desk in collective tables. The students can work together or independently. Each table will have the necessary items in the center of the table for students to use.

Teacher Table: I have a teachers table in the corner of the room. This will allow a small group of students to come and sit with me. I will be able to reteach or assist students that might need more one on one attention. Having the table in the back will allow for the remaining students to have full site of the smart board.

Smart board- In my classroom I have placed the board to located at the front of the room. I love using these boards to interactive my lesson plans with the students. This creates an engaging lesson area.

Rug: I have placed a rug in the front of the room. This will allow me to bring the students to the front to view the smart board. We can even have our morning meeting while viewing the daily announcements.

Book Center: I have a specific area designated for students' books. This will allow the student when done with assignment to grab a book to read during quiet time. **Teachers desk and cabinet:** I have placed my desk in the back of the room. I know that most of the time when teaching I will be at the front. I will be able to let the students watch videos and be out of the way for their view.

Ipad Stations: I will have an iPad stations for us to use at center time. Kids will rotate between the window seating area where there will be toys and games and iPads for centers.

What are the five most useful and important things you could put on the walls to help students do their work?

For younger elementary age class, I would put up reminder posters. These would be the alphabet, counting, and shapes. These would help me assist in teaching the students these things and also be a visual reminder to the child. I would have a large bulletin board that I can post the kids assignments they have completed based on the TEK we are currently working on. I would also have an area that would display all the students sight words. We would go over these every morning to retain the words. I would have a poster that would be encouraging for the students. Encouraging is a key in teaching to me. This would remind each student that anything is possible. I would say the saying every morning so that the students can know that they can do anything. Lastly, I would like to have an area on the wall that I would call "Week in focus" or "The Goals". This would be something I could update every week. This is where I would make sure our goals for the week would be.